

Next-Generation

Everest

2022MY



Ford

5 YEAR
UNLIMITED
KILOMETRE
WARRANTY



Are you ready to Everest?

More room, comfort and capability. Next-Gen Ford Everest is an SUV without compromise. Tough on the outside, a sanctuary on the inside, and ready for everything ahead of you and your family. You demanded it, we built it.

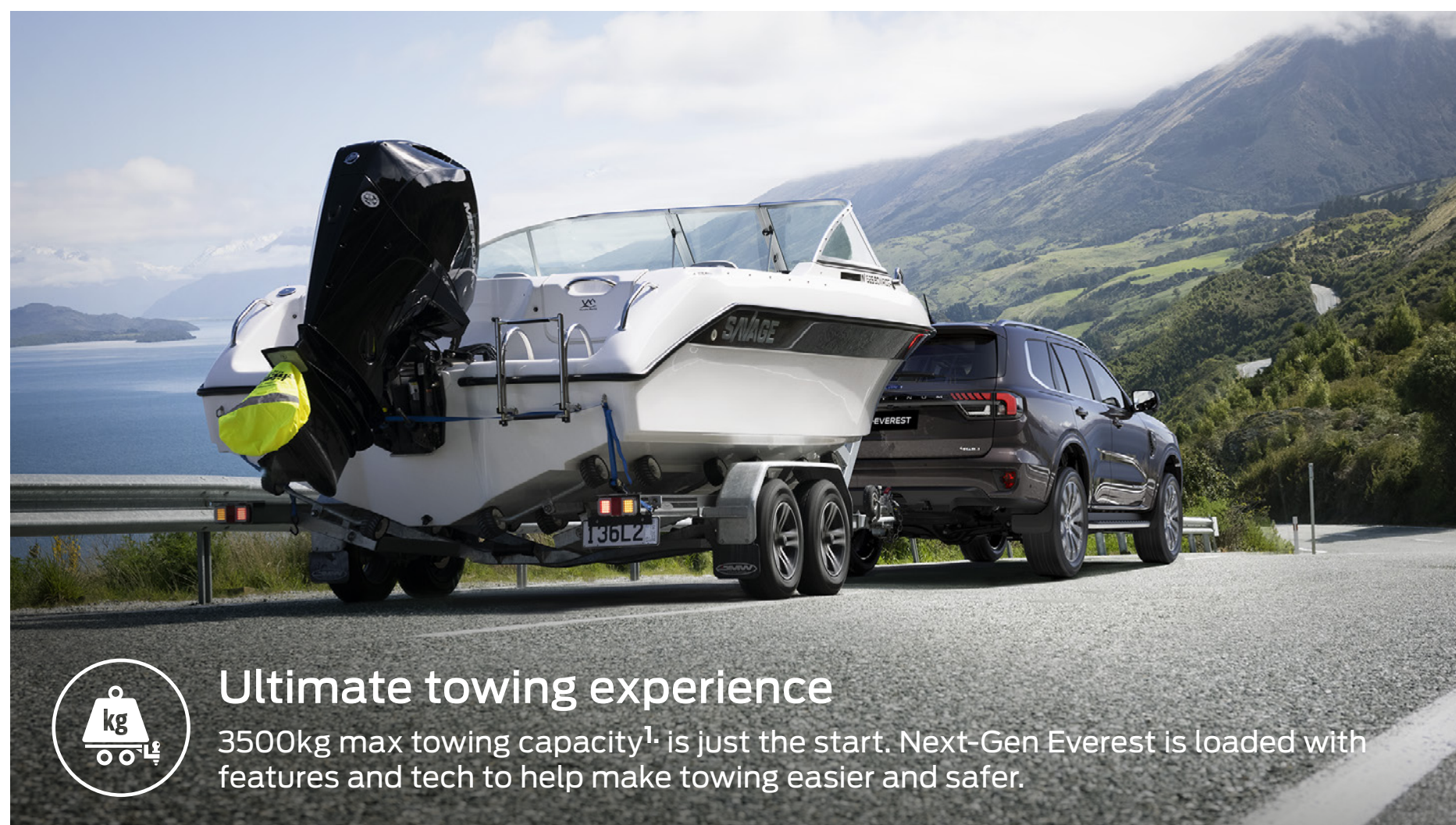


3.0L V6 Turbo Diesel power

A powerful new 3.0L V6 Turbo Diesel engine headlines an exciting range of Diesel engines. Standard on Sport and Platinum models, the 3.0L V6 delivers 184kW of power and 600Nm of torque.

Next-Gen power & capability

Next-Gen Everest features a choice of premium engines that deliver power and torque for towing, hauling and off-roading and come standard with Ford's efficient 10-speed automatic.



Ultimate towing experience

3500kg max towing capacity¹ is just the start. Next-Gen Everest is loaded with features and tech to help make towing easier and safer.



Selectable Drive Modes².

Next-Generation Everest gives you command of up to six on- and off-road drive modes to help master every terrain: Normal, Eco, Tow/Haul, Slippery, Mud/Ruts,³ Sand.³

Driver Assistance



Active Park Assist 2.0⁴.

Standard on Platinum only Active Park Assist 2.0 helps reduce the stress of parking by taking over the steering, shifting, braking and acceleration to navigate parallel or perpendicular parking spaces with ease. The system also includes Park Out Assist, which provides assistance when exiting a parallel parking spot.



Blind Spot Monitoring with Cross Traffic Alert and Trailer Coverage⁵.

Helps you change lanes, alerts you when a vehicle enters the blind spot zone and will even resist the lane change if the driver misses the warning. Cross-Traffic Alert warns of traffic approaching from the sides when the vehicle is in reverse.



Evasive Steer Assist².

If Pre-collision Assist determines the distance is too short to brake in time to avoid a collision, your Everest will provide steering support (without steering for you) to help you avoid the obstacle.



Now with 9 Airbags

In a first for Everest, there are now 9 airbags available, including an airbag in between the front passengers, giving extra protection from side impacts.




Intelligent Adaptive Cruise Control with Stop & Go, Traffic Sign Recognition and Lane Centering⁶.

This feature allows you to maintain a preset speed and distance from the vehicle ahead, with Traffic Sign Recognition automatically adjusting to the posted speed limit. If traffic slows in front of you, the vehicle will automatically slow down and come to a stop and then return to your set cruising speed once traffic clears. Plus, Lane Centering helps keep your vehicle centered in the lane.

A man in a dark blue hoodie and black shorts is smiling and adjusting a red helmet on a young child sitting on the edge of the open trunk of a silver SUV. The child is wearing a grey long-sleeved shirt and black shorts. A coiled orange rope is on the trunk. In the foreground, a person's arm and a black climbing helmet are visible. The background shows a rocky desert hillside under a clear blue sky.

The best
thing to
share is
experience

Three people, two men and one child, are sitting on a grassy hillside. They are looking towards the left, where a mountain range is visible under a clear blue sky. The terrain is rocky with some dry grass.

You seek wild and
untamed places with
your loved ones. Only
those who put in the
effort will know the
rewards.



Enough space for the biggest life

Next-Gen Everest is more spacious than ever, with more room and enough storage for every passenger.



Next-Gen Ford Everest Third Row Seating

Everest's third row is wider, with more leg room, improved seats and easier access. Overhead vents keep the air circulating and the rear passengers cool and comfortable. The cabin is quieter, so conversation can flow easily. Of course, side curtain airbags are standard.



Next-Gen Ford Everest 7 seats. Space for family comfort


Everyone should be comfortable, no matter where they are sitting. Next-Gen Everest is more spacious than ever, with every passenger getting more room. On the Platinum model, the Panoramic Roof adds to the sense of openness and adventure.

Next-Gen Ford Everest handsfree power liftgate⁷

Hands full? Open the liftgate just by kicking your foot under the sensor. Next-Gen Everest's liftgate is wider for easier loading, opens and closes faster, and is designed to fully operate even with a conventional trailer attached.



Vehicle shown without standard Towbar



Wireless Connection⁹.
Connect to **Apple CarPlayTM** and **Android AutoTM** without a cable in sight. This cordless connection makes life easy and uncluttered.

Platinum Interior Shown

Effortless interactivity


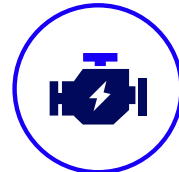

The Next-Gen Everest lets you experience a whole new world of connectivity, with wireless charging⁹, wireless connection⁸, and the **SYNC[®] 4A¹⁰** infotainment system.

SYNC[®] 4A¹⁰.
An interactive in-vehicle communication and entertainment system with a host of features. Wireless smartphone integration, and a 12- inch touchscreen¹¹.

Wireless Charging Pad⁹.
Avoid the hassle of having to plug in your phone. Simply place it on the Everest's wireless charging pad and you're good to go.

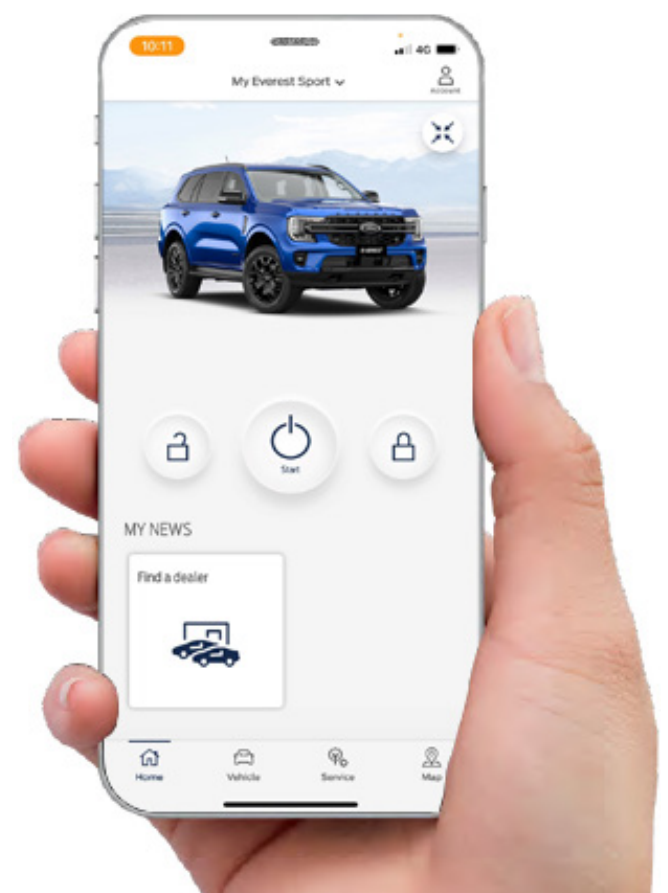


Connect anywhere¹².
Every Everest comes fitted with an embedded modem known as **FordPass¹². Connect.**
Once activated, using the FordPass App on your smartphone you can locate your vehicle, lock and unlock the doors, and even start the engine remotely.

-  Remote Start to heat or cool the cabin to last known setting.
-  Receive Health Alerts or check Vehicle Status.
-  Check your fuel levels remotely



For more information, visit ford.co.nz/fordpass/





Service made easy

Vehicle shown without standard Towbar

When you service at Ford with our factory trained technicians, your peace of mind is our top priority.

We use Genuine Ford Parts made for your vehicle (where possible) and provide you with a vehicle health report, so you know your vehicle is being maintained the way it should. Take advantage of all the Ford service benefits on offer.

Service Loan Car¹³.

So we can keep you on the road when you're getting your car serviced, you can take advantage of our Service Loan Car program.

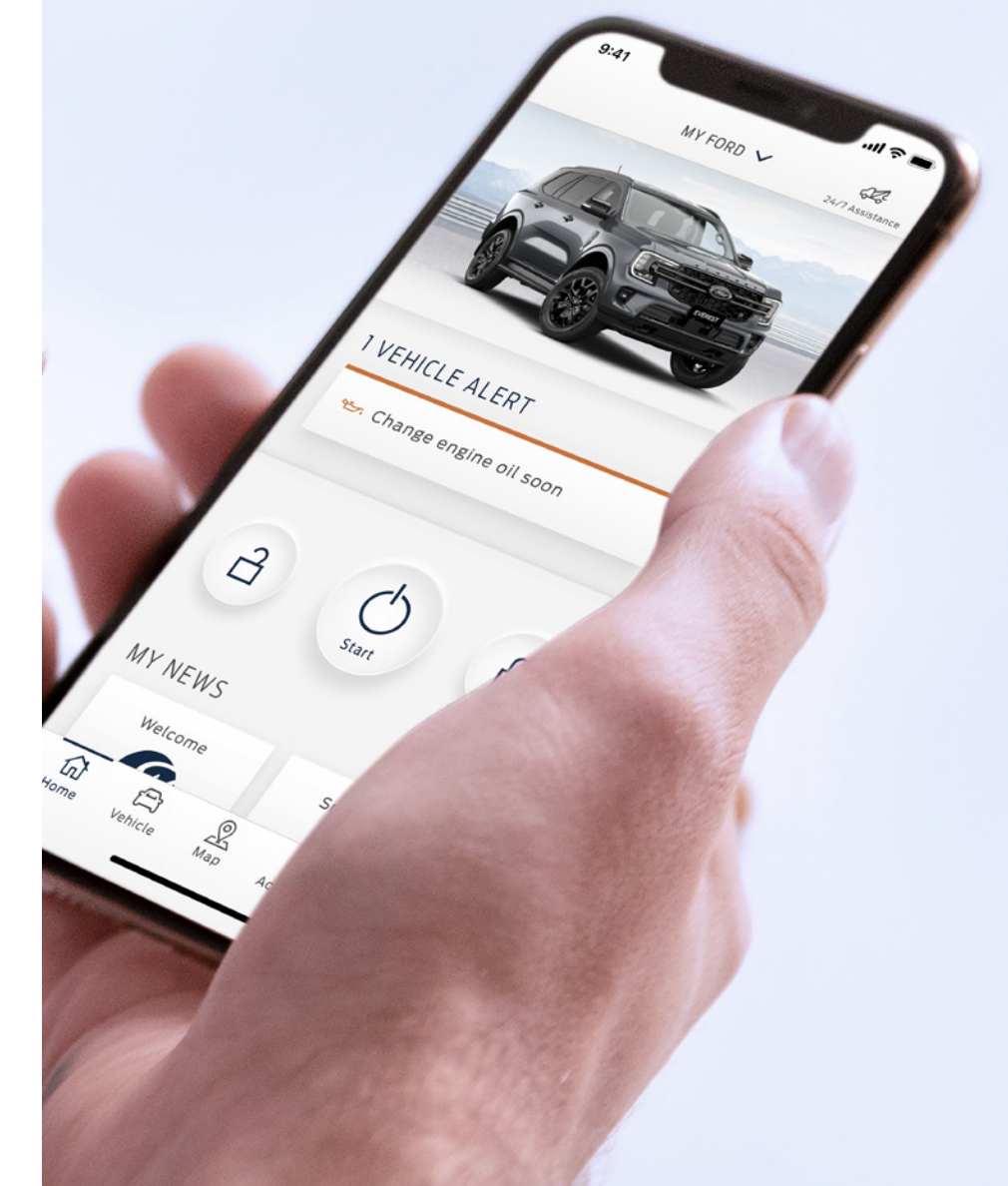
Roadside Assistance¹⁴.

Enjoy Ford National Roadside Assistance with your vehicle purchase and after each General Service at a participating Ford Dealer.

Discover the full range of Ford service benefits by visiting ford.co.nz/owners/service



Intelligent Oil Life Monitoring System (IOLM)



The way you drive can have a significant impact on how often your oil needs changing.

The Intelligent Oil Life Monitoring System measures the performance of your vehicle's oil and alerts you in the instrument cluster or FordPass App¹² when the oil needs changing.





The Range

Everest Trend



Ruggedly stylish, smart and safe,
and ready for it all

Everest Sport



Ready to take you on adventures
and look great doing it

Everest Platinum



More sophistication and
intelligence for every journey

Choose your colour



Arctic White



Aluminium



Meteor Grey



Shadow Black



Blue Lightning*



Sedona Orange



Equinox Bronze*

*Equinox Bronze only available on Platinum. ^Blue Lightning only available on Sport models.



Contact us

If you have any questions or concerns, please contact us on 0800 FORD NZ (0800 367 369).

Discover more at [ford.co.nz](https://www.ford.co.nz)

1. Maximum towing capacity-braked using a Genuine Ford tow pack. To comply with these limits, occupants and / or luggage may need to be restricted to not exceed the GCM and GVM limits. For further details regarding passenger and luggage restrictions, please consult your authorised Ford Dealer and / or refer to the Owner's Manual.
2. Driver-assist features are supplemental and do not replace the driver's attention, judgment and need to control the vehicle. May not operate at certain speeds, or in certain driving, road or weather conditions. See Owner's Manual for details and limitations.
3. Driver-assist features are supplemental and do not replace the driver's attention, judgment and need to control the vehicle. May not operate at certain speeds, or in certain driving, road or weather conditions. See Owner's Manual for details and limitations. Mud/Ruts & Sand modes intended for off road use only.
4. Driver-assist features are supplemental and do not replace the driver's attention, judgment and need to control the vehicle. May not operate at certain speeds, or in certain driving, road or weather conditions. See Owner's Manual for details and limitations. Standard on Platinum only. Not available on other variants.
5. Driver-assist features are supplemental and do not replace the driver's attention, judgment and need to control the vehicle. May not operate at certain speeds, or in certain driving, road or weather conditions. See Owner's Manual for details and limitations. Trailer Coverage system supports conventional trailer dimensions: up to 2.4m wide (measured at trailer front) and up to 10m long from the rear of your vehicle. Drivers will need to create a profile of their trailers in SYNC to support this system. Only works with a genuine factory fit Ford Tow Bar.
6. Driver-assist features are supplemental and do not replace the driver's attention, judgement and need to control the vehicle. May not operate at certain speeds, or in certain driving, road or weather conditions. Please see Owner's Manual for more information. iACC uses various data to adjust the set speed of the vehicle to the speed limit detected by the system. The iACC system will not always detect the correct speed limit and may set a vehicle speed that is above or below the actual speed limit. If the system does this, it can be overridden by the driver applying the brake or accelerator. ACC and Lane Centering has a minimum operating speed of 20km/hr. Detection of lower speed limit will result in system entering standby. The Stop and Go functionality of this system operates as low as 0km/hr in traffic jam situations. Customers should read the Owner's Manual for full details of the limitations of the iACC system before activating the system.
7. Standard on Sport and Platinum only.
8. Apple CarPlay™ / Android Auto™ requires phone with compatible version of Apple iOS / Android™ (as applicable), active data service, and connection cable (sold separately). SYNC® does not control Apple CarPlay / Android Auto while in use. Apple / Google and other third parties are responsible for their respective functionality. Message and data rates may apply. Apple CarPlay, Siri Eyes Free, iPod and iPhone are trademarks of Apple Inc. registered in the US and other countries. Android Auto and Google Maps are trademarks of Google Inc. Ford Applink® is available on selected SYNC® models and is compatible with select smartphone platforms. Warning: Local laws prohibit some phone functions while driving. Check your local road rules before using these functions.
9. Wireless Charging only available with compatible phones.
10. Not all SYNC 4A features are compatible with all phones. For compatibility, see <https://www.ford.co.nz/owners/sync/>
11. 12-inch touchscreen on Trend, Sport & Platinum.
12. Use of FordPass is subject to the FordPass Terms and Privacy Policy available on ford.com.au/fordpass and requires a compatible mobile device, internet access and software (including software updates from time to time). You are responsible for internet access, mobile network data and voice call services required for your use of the FordPass App on your mobile device, including associated fees. The FordPass App and FordPass Connect modem can only work when both are connected to the telecommunications network. Ford cannot guarantee that FordPass will be in fully operating condition at all times and the FordPass App may be unavailable or particular FordPass services interrupted. Ford is not responsible for any limitations or restrictions of the telecommunications network or of your mobile device. Warning: Local laws prohibit some phone functions while driving. Check your local road rules before using these functions. Use Remote Vehicle Start and Stop responsibly and only in well ventilated areas where you are aware of your vehicle's surroundings.
13. Vehicle model availability may vary. Available to eligible customers at participating dealers on scheduled logbook service or overnight warranty repairs. Booking required. Participating Dealers may require customers to comply with general usage conditions.
14. Excludes vehicles being used for hire and reward (taxis, & rental vehicles, incl. camper vans). For eligible customers only at participating Dealers. Roadside Assistance provided with your scheduled logbook service for 12 months or until your next eligible scheduled service (whichever occurs first). Customers must comply with scheduled servicing intervals to maintain continuity of membership.

Next-Gen Everest | Trend, Sport, Platinum 2022MY Specifications

	Trend	Sport	Platinum
	4x4	4x4	4x4
Engine	2.0L Bi-Turbo Diesel	3.0L V6 Turbo Diesel	3.0L V6 Turbo Diesel
Number of cylinders	4	6	6
Maximum Power	154kW @ 3750rpm	184kW @ 3250rpm	184kW @ 3250rpm
Maximum Torque	500Nm @ 1750-2000rpm	600Nm @ 1750 - 2250rpm	600Nm @ 1750 - 2250rpm
Transmissions			
10-speed automatic transmission	S	S	S
Driveline			
Full-time 4WD	S	S	S
Selectable Drive Modes ¹			
- Normal	S	S	S
- Eco	S	S	S
- Tow / Haul	S	S	S
- Slippery	S	S	S
- Mud / Ruts ¹	S	S	S
- Sand ²	S	S	S
Fuel			
Combined Fuel Economy (L/100km)(Auto) ³	8.3	9.7	9.7
CO ² Emissions (g/km)(Auto) ³	219	256	256
Fuel Tank Capacity (L)	80	80	80
Fuel Type	Diesel	Diesel	Diesel
Vehicle Masses (kg)			
Kerb Weight - Total (kg) ⁴	2383	2454	2492
Payload (based on Max Kerb Weight) (kg) ⁴	717	696	658
Gross Vehicle Mass (kg)	3100	3150	3150
Gross Combined Mass (kg)	6250	6250	6250
Exterior Dimensions (mm)			
Length - with tow receiver	4940	4940	4940
Width - exterior mirrors extended	2207	2207	2207
Width - exterior mirrors folded	2015	2015	2015
Height - To top of antenna base	1841	1837	1837
Overhang - Front	880	880	880
Overhang - Rear	1137	1137	1137
Track - Front and Rear	1620	1620	1620
Wheelbase	2900	2900	2900
Ground Clearance (unladen, mm)	229	226	226
Wading Depth (mm)	800	800	800

	Trend	Sport	Platinum
	4x4	4x4	4x4
Engine	2.0L Bi-Turbo Diesel	3.0L V6 Turbo Diesel	3.0L V6 Turbo Diesel
Approach Angle (unladen, degrees)	30.4	30.2	30.2
Departure Angle (unladen, degrees)	23.2	23	23
Ramp Breakover Angle (degrees)	22.2	21.9	21.9
Turning Circle - Kerb to Kerb (m)	11.8	11.8	11.8
Interior Dimensions (mm)			
Front Headroom	1024	1024	972
Front Legroom	1057	1057	1057
Front Shoulder Room	1450	1450	1450
2nd Row Headroom	992	992	953
2nd Row Legroom	912	912	912
2nd Row Shoulder Room	1443	1443	1443
3rd Row Headroom	925	925	923
3rd Row Legroom	806	806	806
3rd Row Shoulder Room	1328	1328	1328
Cargo Capacities			
Cargo Volume behind First Row (2-seat mode) ²⁶	1823	1823	1818
Cargo Volume behind Second Row (5-seat mode)	898	898	898
Cargo Volume behind Third Row (7-seat mode)	259	259	259
Locking Rear Differential	S	S	S
Wheels			
18" Alloy 255/65 R18	S	—	—
20" Alloy 255/55 R20	—	S	—
21" Alloy 275/ 45 R21	—	—	S
Spare Wheel	18"	20"	21"
Exterior Lighting			
Headlamps - LED	S	S	—
Headlamps - Matrix LED with Auto Leveling &	—	—	S
Daytime Running Lamps - STET	S	S	S
Front & Rear Fog Lamps - LED	S	S	S
Taillamps - LED	S	S	S
Zone Lighting ⁶	S	S	S
Exterior			
Acoustic Laminated Windscreen	S	S	S
Exterior Mirrors - Power Adjustable	S	S	S
Exterior Mirrors - Heated and Puddle Lamps	S	S	S

	Trend	Sport	Platinum
	4x4	4x4	4x4
Engine	2.0L Bi-Turbo Diesel	3.0L V6 Turbo Diesel	3.0L V6 Turbo Diesel
Front Tow Hooks / Rear	S	S	S
Liftgate - Hands free power	—	S	S
Mud Flaps (Front and Rear)	S	S	S
Panoramic roof and power blind	—	—	S
Side Steps	S	S	S
Roof Rails - Black	S	S	—
Roof Rails - Chrome Stand off	—	—	S
Interior, Seating and Door Trim			
2nd Row 60/40 split	S	S	S
3rd Row 50/50 split	S	S	—
3rd Row 50/50 split power fold	—	—	S
Leather Accented Steering Wheel	S	S	S
Steering Wheel Reach & Height Adjust	S	S	S
Heated Steering Wheel	—	—	S
Electronic Parking Brake	S	S	S
e-Shifter	S	S	S
Seat Material - Leather Accented (Excludes 3rd row)	S	—	—
Seat Material - Leather Accented SPORT	—	S	—
Seat Material - Leather Accented Quilted	—	—	S
Driver Seat - 8-Way Power with lumber	S	—	—
Driver Seat - 10-Way Power with memory setting	—	S	S
Front Seat - Heated & Cooled	—	S	S
Front Passenger Seat - 4-Way Manual	S	-	—
Front Passenger Seat - 8-Way Power	—	S	—
Front Passenger Seat - 10-Way Power	—	—	S
Child Seat Upper Anchorage Points	S	S	S
Child Seat ISOFIX Anchorage Points	2	2	2
Floor Mats - Driver & Front Passenger	S	S	—
Floor Mats - Driver & Front Passenger Premium	—	—	S
Comfort and Convenience			
Ambient Lighting	—	—	S
Centre Console with Single Lid and 2 Cup Holders	S	S	S
Instrument Panel Cup Holders	S	S	S
Charging			
- Auxillary 12V Power Outlet - 3rd row	S	S	S
- USB Ports 1st row	S	S	S

S = Standard

Next-Gen Everest | Trend, Sport, Platinum 2022MY Specifications

	Trend	Sport	Platinum
	4x4	4x4	4x4
Engine	2.0L Bi-Turbo Diesel	3.0L V6 Turbo Diesel	3.0L V6 Turbo Diesel
Comfort and Convenience continued.			
- USB Ports 2nd row	S	S	S
- Wireless Charging ⁷	S	S	S
Climate Control - Dual-Zone	S	S	S
Auto Headlamp on-off & Auto High Beam	S	S	S
Rain Sensing Windscreen Wipers	S	S	S
Sunglasses holder overhead console	S	S	S
Sunvisor - Driver and Passenger with illuminated mirror	S	S	S
Electrochromatic Rear View Mirror	S	S	S
Audio And Communication			
Embedded Modem	S	S	S
FordPass Connect ⁸	S	S	S
Colour Digital Instrument Cluster with Configurable Display - 8-inch	S	S	–
Colour Digital Instrument Cluster with Configurable Display - 12.4-inch	–	–	S
Colour Multi-Function Touch Screen Display - 12-inch	S	S	S
Speakers	8	10	12
B&O Premium Audio System (12 Speakers) ⁹	–	–	S
Bluetooth® with Phone / Audio Streaming ¹⁰	S	S	S
1 year of Connected Built In Satellite Navigation ¹¹	S	S	S

	Trend	Sport	Platinum
	4x4	4x4	4x4
Engine	2.0L Bi-Turbo Diesel	3.0L V6 Turbo Diesel	3.0L V6 Turbo Diesel
SYNC®4A with Voice-Activated Controls ¹²	S	S	S
Steering Wheel Audio/Function Control	S	S	S
Wireless Apple CarPlay™ ¹⁵ . & Android Auto™ ¹³ .	S	S	S
Safety and Security			
Alarm with Perimeter, Interior Motion & Vehicle Inclination Sensor	S	S	S
Airbags x 9 - Front, Side, Knee & Full Length Curtain (Driver & Passenger) & Far Side Driver Front Airbag	S	S	S
Child Proof Rear Door Locks	S	S	S
Smart Keyless Entry with Push Button Start	S	S	S
Driver Assistance			
Active Park Assist 2.0 ¹⁴ .	–	–	S
Intelligent Adaptive Cruise Control with Stop & Go, Traffic Sign Recognition and Lane Centering ¹⁵ .	S	S	S
Intelligent Speed Assist ¹⁴ .	S	S	S
Blind spot monitoring with cross traffic alert and trailer coverage ¹⁶ .	S	S	S
Dynamic brake support, Electronic Brakeforce Distribution, Electronic Stability program (ESP), Emergency Brake Assist, Forward collision warning Hill Descent Control (4X4 only), Load Adaptive Control, Roll Over Mitigation, Traction Control & Trailer Sway Control ¹⁷ .	S	S	S
Evasive Steer Assist ¹⁸ .	S	S	S

	Trend	Sport	Platinum
	4x4	4x4	4x4
Engine	2.0L Bi-Turbo Diesel	3.0L V6 Turbo Diesel	3.0L V6 Turbo Diesel
Lane Keeping Aid with Road Edge Detection and Driver Alert System ¹⁹ .	S	S	S
Post Impact Braking ¹⁴ .	S	S	S
Pre-Collision Assist with Autonomous Emergency Braking (AEB) and Intersection Assist ²⁰ .	S	S	S
Reverse Brake Assist ²¹ .	S	S	S
Parking Sensors - Front ¹⁴ .	S	S	S
Parking Sensors - Rear ¹⁴ .	S	S	S
360-Degree Camera ²² .	S	S	S
Traffic Sign Recognition ²³ .	S	S	S
Tyre Pressure Monitoring System	–	–	S
Towing			
Maximum Braked Towing Capacity (kg) ²⁴ .	3,500	3,500	3,500
Tow Bar with Integrated Trailer Brake Controller ²⁵ .	S	S	S
Tow Haul Mode (part of Selectable Drive Modes) ¹⁴ .	S	S	S

S = Standard

Disclaimer:

1. Driver-assist features are supplemental and do not replace the driver’s attention, judgement and need to control the vehicle. May not operate at certain speeds, or in certain driving, road or weather conditions. See Owner’s Manual for details and limitations. **2.** Mud/Ruts and Sand modes intended for off-road use only. **3.** Fuel consumption and emissions as per WLPT3 (combined cycle) and to be used for vehicle comparison purposes only. It is unlikely that these fuel consumption and emissions figures will be achieved in real world driving conditions. Actual fuel consumption and emissions will depend on many factors including the driver’s habits, prevailing conditions and the vehicle’s equipment, options and accessories, condition and use. **4.** Kerb Weight includes the vehicle with a full tank of fuel, without occupants, luggage or cargo and with the heaviest possible combination of factory fitted optional equipment included. **5.** Payload is calculated by deducting the vehicle’s Kerb Weight from its Gross Vehicle Mass (GVM). Payload (based on Kerb Weight) is the maximum combined value of occupants, cargo, added accessories, added structures and tow ball download (when towing). Vehicle weights are approximate and subject to individual variances. Vehicles should be weighed before and after adding additional load, accessories or towing a trailer to ensure the maximum Gross Vehicle Mass (GVM), Gross Combined Mass (GCM) are not exceeded. **6.** Zone Lighting will not operate if battery charge is insufficient. The length of time that Zone Lighting will operate depends on the battery charge, the types of lights fitted to the vehicle (LED or Bulb) and other electrical loads connected to the vehicle. The system will automatically turn off after a period of time to preserve the battery’s engine starting performance. **7.** Wireless Charging only available with compatible phones. **8.** Use of FordPass is subject to the FordPass Terms and Privacy Policy available on ford.co.NZ/fordpass and requires a compatible mobile device, internet access and software (including software updates from time to time). You are responsible for internet access, mobile network data and voice call services required for your use of the FordPass App on your mobile device, including associated fees. The FordPass App and FordPass Connect modem can only work when both are connected to the telecommunications network. Ford cannot guarantee that FordPass will be in fully operating condition at all times and the FordPass App may be unavailable or particular FordPass services interrupted. Ford is not responsible for any limitations or restrictions of the telecommunications network or of your mobile device. Warning: Local laws prohibit some phone functions while driving. Check your local road rules before using these functions. Use Remote Vehicle Start and Stop responsibly and only in well ventilated areas where you are aware of your vehicle’s surroundings. **9.** BANG & OLUFSEN© 2022 and B&O© 2022. BANG & OLUFSEN™ and B&O™ are registered trademarks of Bang & Olufsen Group. Licensed by Harman Becker Automotive Systems Manufacturing Kft. All rights reserved. **10.** Bluetooth® is a registered trademark of Bluetooth SIG, Inc. and is under license. Some phones not compatible. **11.** Connected Built-In Satellite Navigation is a Connected Service where eligible vehicles receive 1 year of service from the Ford Express New Vehicle Warranty start date, after which time the service may cease to be available, or may be subject to a subscription fee. Users must have created a FordPass App account (terms apply), have fully activated the vehicle’s FordPass Connect modem and have SYNC Location set to ‘on’ to use this feature. **12.** Don’t drive while distracted. Use voice-operated systems when possible; don’t use handheld devices while driving. Some features may be locked out while the vehicle is in gear. Not all SYNC 4A features are compatible with all phones. For compatibility, see https://www.ford.co.nz/owners/sync/ **13.** Apple CarPlay / Android Auto requires phone with compatible version of Apple iOS / Android™ (as applicable), active data service, and connection cable (sold separately). SYNC® does not control Apple CarPlay / Android Auto while in use. Apple / Google and other third parties are responsible for their respective functionality. Message and data rates may apply. Apple CarPlay, Siri Eyes Free, iPod and iPhone are trademarks of Apple Inc. registered in the US and other countries. Android Auto and Google Maps are trademarks of Google Inc. Ford Applink® is available on selected SYNC® models and is compatible with select smartphone platforms. Warning: Local laws prohibit some phone functions while driving. Check your local road rules before using these functions. **14.** Driver-assist features are supplemental and do not replace the driver’s attention, judgment and need to control the vehicle. May not operate at certain speeds, or in certain driving, road or weather conditions. See Owner’s Manual for details and limitations. **15.** Driver-assist features are supplemental and do not replace the driver’s attention, judgement and need to control the vehicle. May not operate at certain speeds, or in certain driving, road or weather conditions. Please see Owner’s Manual for more information. iACC uses various data to adjust the set speed of the vehicle to the speed limit detected by the system. The iACC system will not always detect the correct speed limit and may set a vehicle speed that is above or below the actual speed limit. If the system does this, it can be overridden by the driver applying the brake or accelerator. ACC and Lane Centering has a minimum operating speed of 20km/hr. Detection of lower speed limit will result in system entering standby. The Stop and Go functionality of this system operates as low as 0km/hr in traffic jam situations. Customers should read the Owner’s Manual for full details of the limitations of the iACC system before activating the system. **16.** Driver-assist features are supplemental and do not replace the driver’s attention, judgment and need to control the vehicle. May not operate at certain speeds, or in certain driving, road or weather conditions. See Owner’s Manual for details and limitations. Trailer Coverage system supports conventional trailer dimensions: up to 2.4m wide (measured at trailer front) and up to 10m long from the rear of your vehicle. Drivers will need to create a profile of their trailers in SYNC to support this system. **17.** Driver-assist features are supplemental and do not replace the driver’s attention, judgment and need to control the vehicle. May not operate at certain speeds, or in certain driving, road or weather conditions. See Owner’s Manual for details and limitations. **18.** Driver-assist features are supplemental and do not replace the driver’s attention, judgment and need to control the vehicle. May not operate at certain speeds, or in certain driving, road or weather conditions. Evasive Steer Assist does not control steering. See Owner’s Manual for details and limitations. **19.** Driver-assist features are supplemental and do not replace the driver’s attention, judgment and need to control the vehicle. May not operate at certain speeds, or in certain driving, road or weather conditions. See Owner’s Manual for details and limitations. Designed for use on rural roads at speeds of 65 – 110km/h. The feature does not detect every edge and does require a level of contrast between the road surface and the edge. **20.** Driver-assist features are supplemental and do not replace the driver’s attention, judgment and need to control the vehicle. May not operate at certain speeds, or in certain driving, road or weather conditions. See Owner’s Manual for details and limitations. Pre-collision Assist with Automatic Emergency Braking detects pedestrians, but not in all conditions, and can help avoid or reduce a collision. It does not replace safe driving. See Owner’s Manual for Limitations. Intersection Assist does not detect all vehicles in intersection, pedestrians or cyclists. It does not replace safe driving. See Owner’s Manual for Limitations. **21.** Driver-assist features are supplemental and do not replace the driver’s attention, judgment and need to control the vehicle. May not operate at certain speeds, or in certain driving, road or weather conditions. See Owner’s Manual for details and limitations. Reverse Brake Assist functions when in reverse and travelling at a speed of 2-12 km/h. Please see the Owner’s Manual for precautions and limitations. **22.** Driver-assist features are supplemental and do not replace the driver’s attention, judgment and need to control the vehicle. May not operate at certain speeds, or in certain driving, road or weather conditions. See Owner’s Manual for details and limitations. **23.** Drivers are responsible for maintaining the correct legal speed limit at all times and should not rely solely upon the Traffic Sign Recognition system. **24.** Maximum towing capacity-braked using a Genuine Ford tow pack. To comply with these limits, occupants and / or luggage may need to be restricted to not exceed the GCM and GVM limits. For further details regarding passenger and luggage restrictions, please consult your authorised Ford Dealer and / or refer to the Owner’s Manual. **25.** Drivers will need to create a profile of their trailers in SYNC to support the Trailer Brake Controller and must set the gain on the Brake Controller unit. **26.** Measured laden to roof.

Our Commitment to You

Convenience. Reliability. And no nasty surprises. That's what service should be. And that's exactly what Ford promises when you have your car serviced. Feel at ease knowing that your car is being serviced by factory trained technicians using specialised diagnostic equipment. After all, nobody knows your Ford better than we do.



Service
Loan Car^{2.}



Service
Calculator^{2.}



Ford Roadside
Assistance^{2.}



Vehicle
Health
Report



Genuine
Ford Parts



Peace Of
Mind Service
Inspection

Service Made Easy

When you service at Ford with our factory trained technicians, your peace of mind is our top priority. We use only Genuine Ford Parts and provide you with a vehicle health report, so you know your vehicle is being maintained the way it should. Take advantage of all the Ford Service Benefits on offer.

Intelligent Oil Life Monitoring System (IOLM). The way you drive can have a significant impact on how quickly your oil is used. IOLM is a smart system that monitors oil levels and alerts you when the oil needs changing. Discover the full range of Ford Service Benefits by visiting ford.co.nz/owners/service.

1. Warranty conditions and exclusions apply. 5 year Unlimited Kilometre Warranty Ford Express New Vehicle Warranty applies to demonstrator, dealership and service loaner first registered by the Authorised Ford Dealer from 1 September 2018. Warranty period commences on the date of delivery except where the vehicle is a dealership, demonstration or service loaner vehicle, in which case it commences on the date on which it was first registered by an Authorised Ford Dealer. Tyres and tyre tubes are excluded. Shock absorbers and batteries are subject to shorter warranty periods. www.ford.co.nz/owners/warranty for further information.
2. Is available at participating Dealers. See www.ford.co.nz/owners/service/ for full terms and conditions. Vehicle model availability may vary. Available at participating dealers on scheduled logbook services or overnight warranty repairs. For private, business and fleet customers. Booking required Participating Dealers may require customers to comply with general usage conditions.

This brochure was designed to provide you with a general introduction to your Everest and was correct at time of going to print. However, Ford's policy is one of continuous product development. The right is reserved to change specifications, colours and prices of the models and items illustrated and described in this publication at any time. For the latest details always consult your Ford Dealer.

FORD MOTOR COMPANY OF NEW ZEALAND LIMITED. Private Bag 76-912, Manukau City, New Zealand. September 2022. FONZWK0242

Discover more at ford.co.nz

